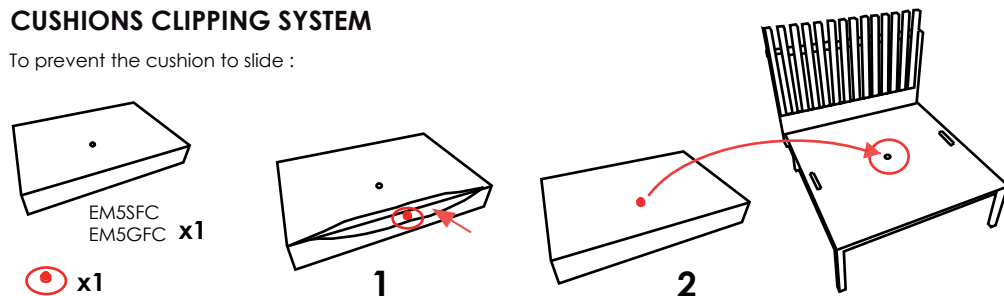


ASSEMBLY INSTRUCTIONS

EM18SMA / EM18SMC / EM18SAP / EM18SCP / EM18SMP / EM18SAC

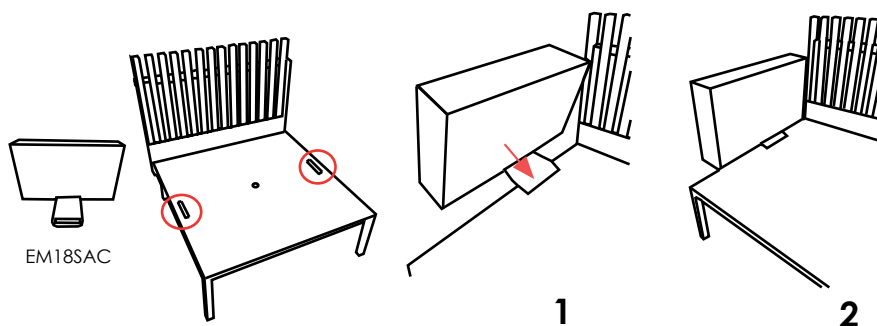
CUSHIONS CLIPPING SYSTEM

To prevent the cushion to slide :



1. Open the cushion's zip and slide the plastic piece into the hole.
2. Place the cushion on the structure by tucking the plastic piece in the hole at the center of the seat.

ARMREST OPTION EM18SAC



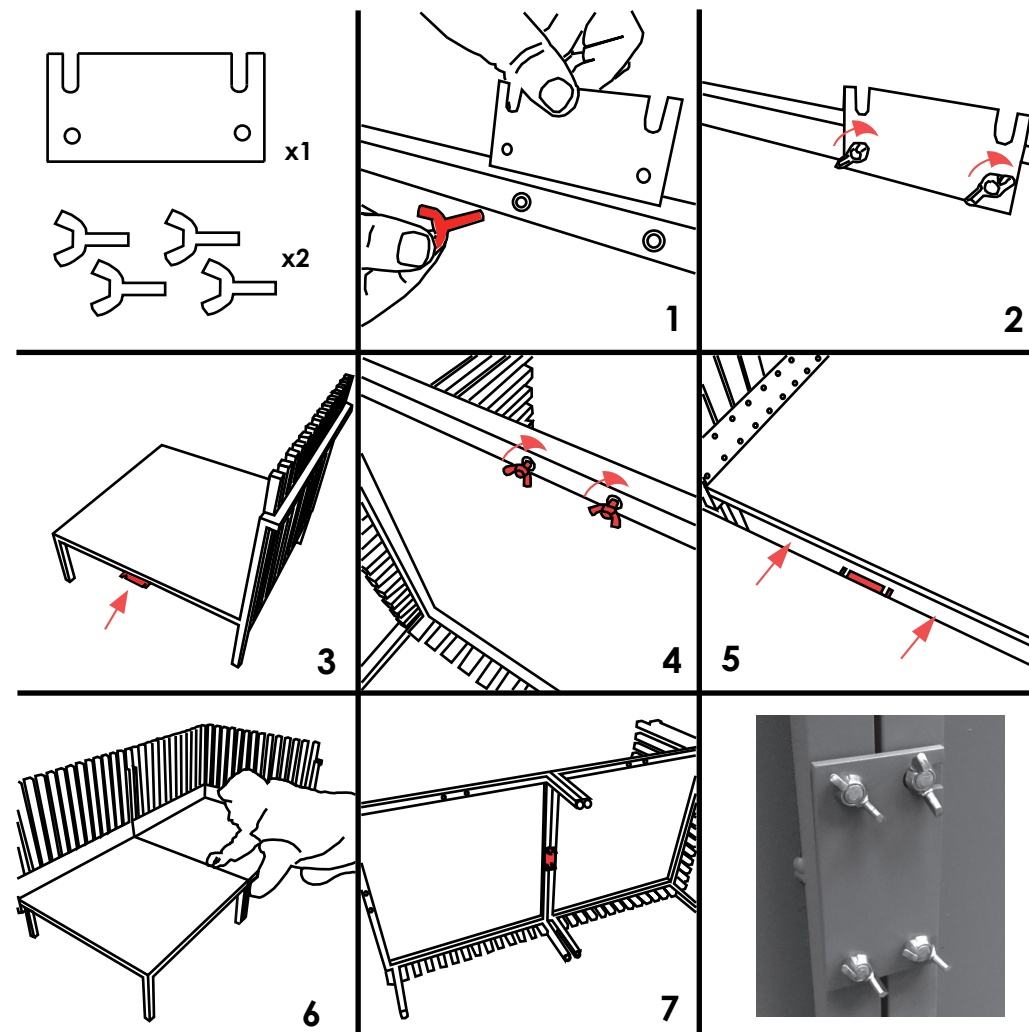
1. Slide the armrest into the rectangular cutout on the seat.
2. Position the armrest and put back the seat cushion.

TEAK INFORMATION

The slats of Sutra are made with teak, a naturally rot-proof wood.
The wood is a living material, the aspect and colour change over time and can vary from one production to another.
We recommend to nourish your teak regularly with specific oils (Starbrite's products) in order to slow down the greying process.

Please see our website for further details and read our maintenance tips: www.egoparis.com

HOW TO FASTEN THE MODULES TOGETHER



- 1/2/3. Flip the first module and fix the aluminum plate with screws in the respective threaded inserts.
4. Flip the second module and position the screws in the inserts without tightening them.
5. Put the modules next to each other. The two screws which are not tightened fit into the plate.
6. Tighten the two screws.

Furniture with adjustable pads in order to set the height.