

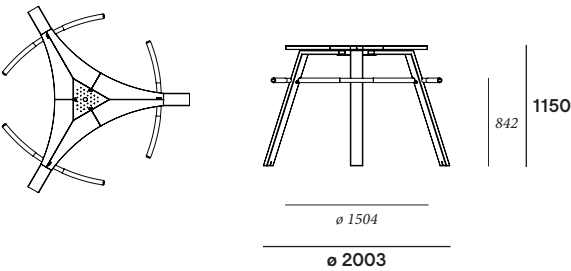
Abachus

© design by Dirk Wynants

Small ashtray  
Big ashtray  
Floor fastening



Abachus



BOX 1: TABLETOP



BOX 3: CONNECTION PIECES + MOUNTING KIT



BOX 2: LEGS



BOX 4: SEATING PROTECTION TUBES



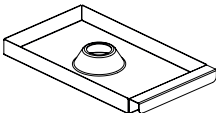
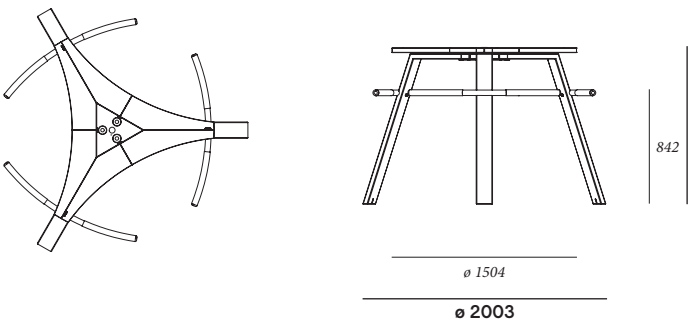
Box dimensions (mm)		L	W	H	Qty (#)	Volume (m³)	Gross weight (kg)	Net weight (kg)	Packaging weight (kg)
Abachus	Box 1	1380	1230	70	1	0,12	24,00	20,20	3,80
	Box 2	1460	130	130	1	0,02	33,60	33,00	0,60
	Box 3	435	390	70	1	0,02	6,40	5,90	0,50
	Box 4	1150	210	150	1	0,04	8,00	7,50	0,50
total:					0,20		72,00	66,60	5,40

extremis®


The content of this document, in particular the mentioned models, is protected by copyrights and/or design rights. The present document and its content is communicated to you for information purposes only. Any partial or total reproduction or any other use without our prior written permission is strictly prohibited. This technical sheet remains subject to possible changes. All dimensions are in mm, unless mentioned otherwise. Extremis is not responsible for the errors in the documentation of products. All measurements are approximate and are provided for informational purposes only.

Tech sheet  
20190208

Small ashtray (2L)

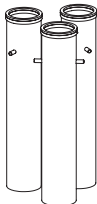
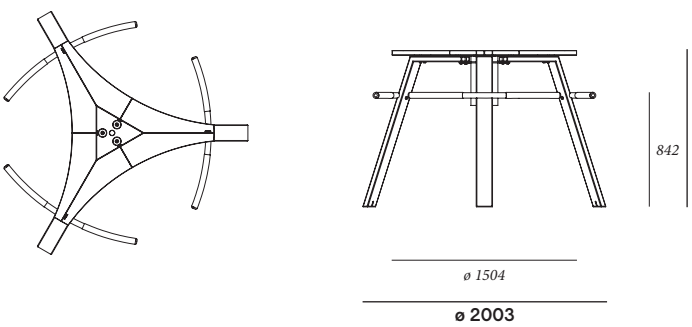


BOX 5: SMALL ASHTRAY




Box dimensions (mm)		L	W	H	Qty (#)	Volume (m³)	Gross weight (kg)	Net weight (kg)	Packaging weight (kg)
Small ashtray	Box 5	335	335	80	1	0,01	1,70	1,40	0,30

Big ashtray (3 x 2L)

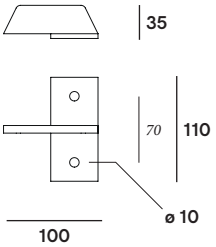


BOX 6: BIG ASHTRAY




Box dimensions (mm)		L	W	H	Qty (#)	Volume (m³)	Gross weight (kg)	Net weight (kg)	Packaging weight (kg)
Big ashtray	Box 6	645	335	80	1	0,02	5,40	5,00	0,40

Floor fastening




BOX 7: FLOOR FASTENING




Box dimensions (mm)		L	W	H	Qty (#)	Volume (m³)	Gross weight (kg)	Net weight (kg)	Packaging weight (kg)
Floor fastening	Box 7	200	140	140	1	0,01	1,29	1,19	0,10

Materials & colours




Tabletop




Iroko hardwood\*

Tabletop  
centreplate




Stainless steel 316

Frame & legs



Galvanised steel

\*Subject to change, check price list or [www.extremis.com](http://www.extremis.com)

Materials	Key facts	Thickness	Layer thickness	Density	In/outdoor	Water	UV colour fastness	Flame retarding
		mm	micron					
Iroko tabletop	<ul style="list-style-type: none"><li>Durability CLASS 1</li><li>Feels comfortable in all weather conditions</li><li>Advisable to oil the wood</li></ul>	35	n.a.	600 à 700 kg/m³	Outdoor & indoor	n.a.	Untreated wood turns grey after a while	/
Iroko tabletop	<div></div> <ul style="list-style-type: none"><li>FSC® label</li><li>Durability CLASS 1</li><li>Feels comfortable in all weather conditions</li><li>Advisable to oil the wood</li></ul>	35	n.a.	600 à 700 kg/m³	Outdoor & indoor	n.a.	Untreated wood turns grey after a while	/
Hot dip galvanised steel frame & legs	<ul style="list-style-type: none"><li>Most durable method for protecting metal from rusting</li><li>Protective layer</li><li>Very long life span</li><li>100% recyclable</li><li>Cradle to Cradle Certified™</li></ul>	2	50 - 100	7,50 10³kg/m³	Outdoor & indoor	n.a.	Very good, galvanisation will however become less shiny when used outdoors	NEN-EN13501-1 A1 *
Stainless steel tabletop centreplate AISI 316	<ul style="list-style-type: none"><li>High rust resistance</li><li>Periodical maintenance required</li></ul>	1,50	n.a.	8,00 10³kg/m³	Outdoor & indoor	n.a.	Very good	NEN-EN13501-1 A1 *
PVC protection tubes	<ul style="list-style-type: none"><li>Very strong and comfortable to lean on</li><li>Will not stain on clothing</li><li>Dip moulding</li></ul>	2	n.a.	1,16 10³kg/m³	Outdoor & indoor	n.a.	Very good	/

\* NEN-EN13501-1 A1

Class A1 products will not contribute to fire in any stage, including fully developed fire. For this reason, they are assumed to be capable of satisfying all requirements of all lower classes as well.

## Warnings

### General

- Do not use any sharp tools to open the packaging.
- We strongly advise against using power tools.
- Tripping hazard, mind your step.
- Do not put out cigarettes on the table.
- Not graffiti proof.
- Do not leave children unattended whilst playing on the table.
- To avoid danger of suffocation, keep plastic bags away from babies and children.
- Colours can differ over years and from batch to batch.

### Product

- Do not stand or jump on the table.
- Do not drag the table, but carry it with minimum 2 people.
- Anchoring the product has to be done by qualified people.
- For anchoring: use suitable bolts or screws from a specialized store depending on the material your terrace is made of.
- Do not sit or stand on the arms, only to lean against, not to hang.
- The table is not a climbing frame.

- Make sure all the cigarette butts have been extinguished when you leave the Abachus unattended.
- We strongly advise you to empty the optional ashtrays regularly to avoid leaving marks on the ground.
- Do not empty the optional ashtrays until all the ashes have been extinguished!
- The optional ashtray is only intended for cigarettes. Never use it for paper or other trash.
- The rope of an Inumbrina parasol must never come into contact with the ashtray.
- Max. 3 people or 240 kg per armrest.

### Wood

- When delivered, the wood is untreated.
- Wood is a natural material and its look is different for every slat, plank and tree.
- Wood will gradually become rougher and start to turn grey as a consequence of exposure to the sun and rain. We recommend oiling the wood at regular intervals depending from location and general weather conditions.
- Clean regularly with mild detergent. Never use a high pressure cleaner as this will roughen the wood's smooth surface and irreparably damage the wood's fiber.

- Thorough cleaning with Extremis Wood Cleaner.
- We strongly recommend that you treat your wood with wood protector to protect it from stains - Small cracks and crevices can also appear as part of this process. We strongly advise everyone to treat the furniture with our Wood Protector.

### Galvanised steel

- Galvanisation will become less shiny when used outdoors.
- Flame retarding - NEN-EN13501-1 A1 - Class A1 products will not contribute to fire in any stage, including fully developed fire. For this reason, they are assumed to be capable of satisfying all requirements of all lower classes as well.
- Possible impurities in the immersion tank can cause black marks during galvanization, which are intrinsic to this industrial finishing technique.
- White marks on this zinc layer are also intrinsic to this procedure and will disappear when the furniture is put outdoors.
- This industrial finishing technique may result in a rougher surface. This is intrinsic to the process.

## Good to know

- Minimum space needed for legs:  $\varnothing 2003$  mm.
- The hole in the tabletop to place a parasol in is  $\varnothing 35$  mm.
- Small ashtray = 2 liter / Big ashtray = 6 liter (3 x 2L).
- If you purchase an Abachus without ashtray, it is not possible to mount an ashtray on afterwards.
- The specific shape of the tabletop serves as an armrest.
- Abachus combines perfectly with Inumbrina  $\varnothing 250$ , no parasol foot needed.



## Applications

**Project:** pubs, restaurants, office buildings, exhibition centres, or public spaces requiring a smoking area.

## Floor fastening

Abachus can be fixed to the floor with our anchoring set (to be ordered separately): three steel plates to be fixed with bolts.



## Awards



## F.a.q.

**Q:** Do you need to oil the wood?

**A:** Just like other types of wood, Iroko will gradually become rougher and start to turn grey as a consequence of exposure to the sun and rain. Small cracks and crevices can also appear as part of this process. We strongly advise everyone to treat the furniture with our Wood Protector. This 100% natural oil controls the moisture level within the wood, which makes the planks stay stable for longer, and the layer of oil also helps to prevent spilled liquids from being absorbed, so that stains tend to stay superficial. It is best to repeat this treatment at regular intervals.

## Fun fact

We have provided little hooks underneath the tabletop to hang purses, bags, etc.



## Maintenance

Find maintenance instructions at the downloads section of [extremis.com](https://extremis.com) for:

### GALVANISED PARTS

- How to repair a damaged zinc layer

### WOOD

- Clean regularly with mild detergent
- Thorough cleaning with Extremis Wood Cleaner
- Oil the wood with Extremis Wood Protector. We recommend oiling the wood at regular intervals depending from location and general weather conditions.
- In order to smoothen the surface again after a thorough cleaning, lightly sand your wood with 80 grit sanding paper or a sanding pad.

### STAINLESS STEEL

- Clean regularly with a dry cloth and some stainless steel cleaner.

### RECOMMENDED USAGE

- For Extremis Wood Protector:



8 to 12 wood care treatments



4 to 6 wood care treatments



80 - 120 ml for one Abachus

## Website

[www.extremis.com/abachus](https://www.extremis.com/abachus)